


Courtesy of Romanathome.com

**ROMAN**<sup>®</sup>  
at Home

Copyright 2012 Roman at Home Ltd  
[www.romanathome.com](http://www.romanathome.com)  
Free for Personal & Commercial Use.  
Not to be re-sold or distributed.



Courtesy of romanathome.com

**ROMAN**<sup>®</sup>  
at Home

Copyright 2012 Roman at Home Ltd  
www.romanathome.com  
Free for Personal & Commercial Use.  
Not to be re-sold or distributed.

Courtesy of Romanathome.com



Beat OF British

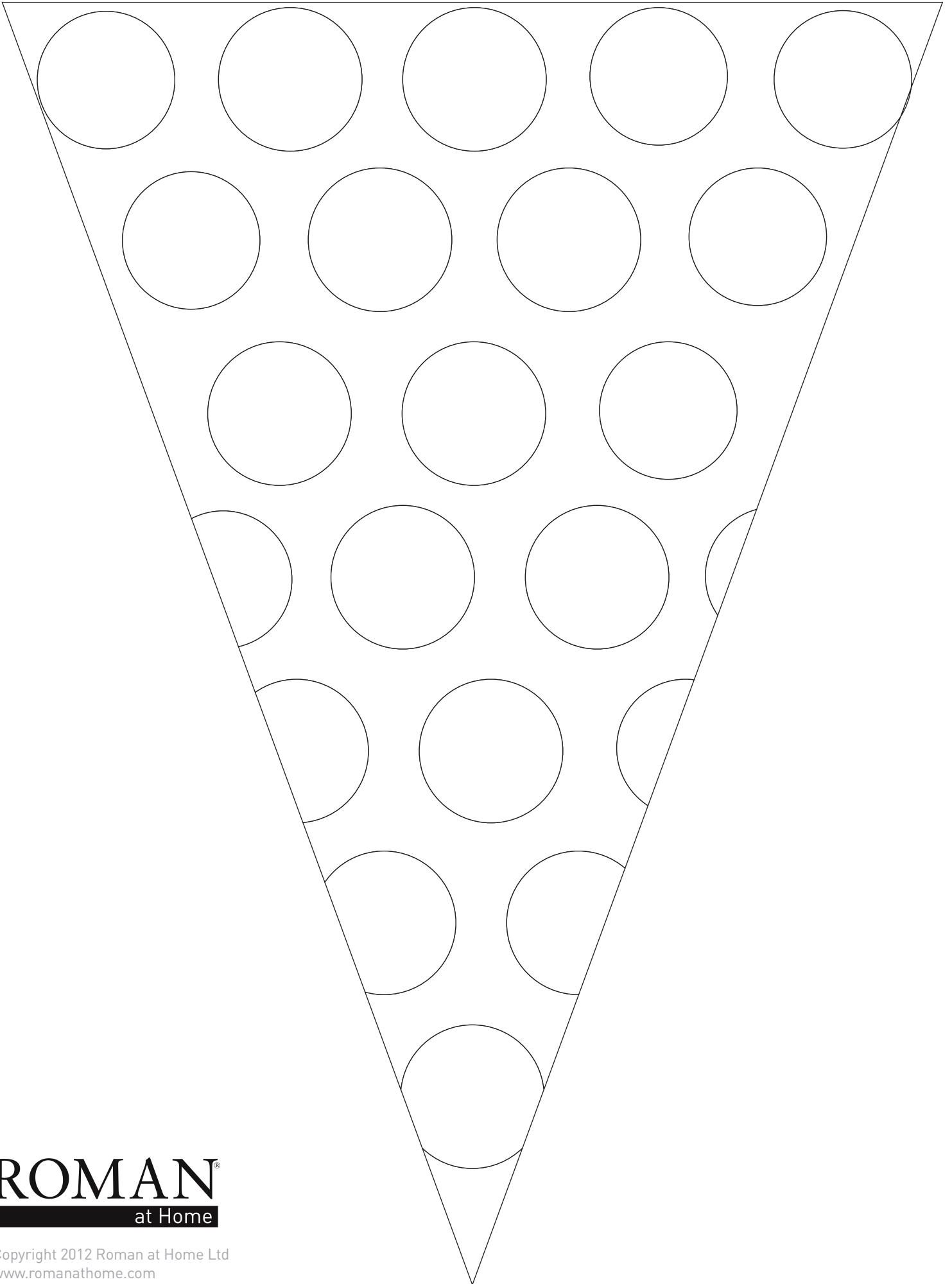
**ROMAN**<sup>®</sup>  
at Home

Copyright 2012 Roman at Home Ltd  
www.romanathome.com  
Free for Personal & Commercial Use.  
Not to be re-sold or distributed.

Courtesy of Romanathome.com

**ROMAN**<sup>®</sup>  
at Home

Copyright 2012 Roman at Home Ltd  
www.romanathome.com  
Free for Personal & Commercial Use.  
Not to be re-sold or distributed.



**ROMAN**<sup>®</sup>  
at Home

Copyright 2012 Roman at Home Ltd  
[www.romanathome.com](http://www.romanathome.com)  
Free for Personal & Commercial Use.  
Not to be re-sold or distributed.

Courtesy of Romanathome.com

*British*


**ROMAN**<sup>®</sup>  
at Home

Copyright 2012 Roman at Home Ltd  
www.romanathome.com  
Free for Personal & Commercial Use.  
Not to be re-sold or distributed.

# Instructions

1

Print Your Bunting at Home  
onto A4 Paper




2

Cut your Bunting Out




3

Option 1:  
Staple your Bunting to  
Your Ribbon or Glue it.



Option 2:  
Use a hole punch to make  
two small holes at the top.  
Then thread your string through  
the two holes.



**ROMAN**<sup>®</sup>  
at Home